







FEDERAL  
— B R A C E —

MADE IN THE USA



HEAVY-DUTY SUPPORT SOLUTIONS



VOLUME 24 PRODUCT CATALOG



Born from **Short Run Pro**, Federal Brace has earned a reputation for having the highest quality brackets and shelving available within the residential and commercial building sectors.

Known for innovation in both product styles and functionality, Federal Brace offers a diverse range of choices, **all proudly constructed and distributed in the USA.**

Federal Brace is excited to continue to thrive and provide quality, American Made solutions across all aspects for both home and commercial applications.



## Our Core Values

**Essential Integrity | Focused Drive | Liberating Knowledge**  
**Innovative Thinking | Made In The USA** 



## Featured Products at KBIS + IBS



### The Porcelain Floating Shelf *by* Federal Brace

DESIGNED TO WORK WITH FEDERAL BRACE FLOATING SHELF BRACKETS

## Add LUXURY Style To Your Next Project



#### *Porcelain Floating Shelf Features:*

- *Stain/Scratch Resistant*
- *Heat Resistant*
- *UV Resistant*
- *Easy-To-Install*
- *200lb Carry Capacity*

### Floating Fireplace Mantel Kits *by* Federal Brace

MANTEL BOXES + HEAVY-DUTY HIDDEN MANTEL SUPPORT BRACKETS

## MDF, Porcelain, and Teak Styles



### The Wine Display Shelf Rack *by* Federal Brace

CONFIDENTLY SUPPORT YOUR WINE IN STYLE

## Transform Your Wine Into An Art Exhibit

- *Lustrous Gold*
- *Glossy Silver*
- *Silky Black*



# Countertop Supports

## Hidden, Low-Profile, Legs, Standoffs



### Confident, USA-Made Countertop Supports

Federal Brace countertop support brackets are the ultimate combination of designer style and industry leading countertop support. With our American-made countertop brackets, you'll have peace of mind that your expensive countertop is properly supported. All of our countertop support brackets are designed and tested by our in-house engineering team and manufactured to ISO-certified quality standards.







## COUNTER SUPPORTS

To View Our Full Product Offering, Scan QR Code

<b>Freedom</b> <b>Sizes:</b> 8x2x8 (min) - 24x2x24 (max) <b>Finishes:</b> Black, White, Steel <b>Carry Capacity:</b> 375 lbs		<b>Anteris Leg</b> <b>Size:</b> 6x5x34.50 <b>Finishes:</b> Stainless, Black <b>Carry Capacity:</b> 200 lbs	
<b>Brunswick</b> <b>Sizes:</b> 8x2x8 (min) - 24x2x24 (max) <b>Finishes:</b> Bronze, Stainless, Steel <b>Carry Capacity:</b> 500 lbs		<b>Liberty Plate</b> <b>Sizes:</b> 8x3x0.25 (min) - 20x3x0.5 (max) <b>Finishes:</b> Black, White, Steel <b>Carry Capacity:</b> 375 lbs	
<b>Arrowwood</b> <b>Sizes:</b> 8x2x8 (min) - 24x2x24 (max) <b>Finishes:</b> Black, Stainless <b>Carry Capacity:</b> 500 lbs		<b>Harmony</b> <b>Size:</b> 24x1.5x2 (L/R) <b>Finish:</b> Black <b>Carry Capacity:</b> 375 lbs	
<b>Chevron</b> <b>Sizes:</b> 8x2x8 (min) - 18x2x18 (max) <b>Finishes:</b> Stainless, Black, White, Steel <b>Carry Capacity:</b> 500 lbs		<b>Anthem Corner</b> <b>Size:</b> 24x1.5x2 (L/R) <b>Finish:</b> Black <b>Carry Capacity:</b> 375 lbs	
<b>Versa</b> <b>Sizes:</b> 12x2x12 (min) - 18x2x18 (max) <b>Finish:</b> Black <b>Carry Capacity:</b> 500 lbs		<b>Foremont</b> <b>Size:</b> 10x2x6 <b>Finishes:</b> Black, Stainless <b>Carry Capacity:</b> 500 lbs	
<b>Braila ADA</b>  <b>Size:</b> 32x2.75x31.62 <b>Finish:</b> Black <b>Carry Capacity:</b> 375 lbs		<b>Blakeney</b> <b>Size:</b> 4x2x5 <b>Finish:</b> Steel Mist <b>Carry Capacity:</b> 300 lbs	

Custom Manufacturing Options Available Via “Short Run Pro”

(704) 825-1599 | sales@shortrunpro.com



# *Floating Vanity + Surface Supports*

## **Residential, Commercial, ADA Compliant**















### **Quality Levels That Exceed Industry Standards**

The Federal Brace Vanity line is designed with your needs in mind. Our craftsmanship and original designs feature corrosion-resistant materials and heavy carrying capacities. Compliance with the Americans with Disabilities Act also can be achieved with several Federal Brace Brackets, as identified with an ADA addition to the product name.





<b>Versa</b> <b>Size:</b> 18x2x18 <b>Finish:</b> Black <b>Carry Capacity:</b> 500 lbs		<b>Titus</b> <b>Size:</b> 18x2x10 (L/R) <b>Finish:</b> Galvanized <b>Carry Capacity:</b> 100 lbs	
<b>Atlas ADA</b>  <b>Size:</b> 25x6x37.50 <b>Finish:</b> Raw Steel <b>Carry Capacity:</b> 1,500 lbs		<b>ADA Universal</b>  <b>Size:</b> 20x1.65x20 <b>Finish:</b> Black <b>Carry Capacity:</b> 500 lbs	
<b>Carolina</b> <b>Sizes:</b> 10x2x10 (min) - 24x2x24 (max) <b>Finish:</b> Black <b>Carry Capacity:</b> 500 lbs		<b>Olympus ADA</b>  <b>Size:</b> 22.5x6x33 <b>Finish:</b> Raw Steel <b>Carry Capacity:</b> 500 lbs	
<b>Braila ADA Vanity</b> <b>Size:</b> 2x16x9 <b>Finishes:</b> Black, Silver <b>Carry Capacity:</b> 500 lbs		<b>Hamмам</b> <b>Sizes:</b> 20x0.75x24 (min) - 20x0.75x48 (max) <b>Finish:</b> Black <b>Carry Capacity:</b> 200 lbs	
<b>Maidan</b> <b>Size:</b> 18x22x7 <b>Finish:</b> Black <b>Carry Capacity:</b> 200 lbs		<b>Workstation</b> <b>Size:</b> 18x2x10 <b>Finish:</b> Black <b>Carry Capacity:</b> 500 lbs	
<b>Sutherland</b> <b>Size:</b> 18x2x18 <b>Finish:</b> Black <b>Carry Capacity:</b> 500 lbs		<b>Savona Commercial</b> <b>Size:</b> 2x16x9 <b>Finishes:</b> Black, Silver <b>Carry Capacity:</b> 500 lbs	

Custom Manufacturing Options Available Via **“Short Run Pro”**  
 (877) 829-9293 | [sales@shortrunpro.com](mailto:sales@shortrunpro.com)



# Floating Shelves + Racks

## Systems, Innovations, Live Edge



### Porcelain Floating Shelf

**Size:** 24x10x2.75

**Finishes:** White, Black

**Carry Capacity:** 200 lbs



### Porcelain Floating Shelf

**Size:** 24x10x2.75

**Finishes:** White, Black

**Carry Capacity:** 200 lbs



## Engineered to Work with Confidence

Our curated collection of shelving solutions help achieve the cohesive and polished look you desire. Transform rooms with thoughtfully designed shelving components finished in the highest quality you've come to expect from Federal Brace. These timeless, authentic shelving solutions have limitless application options for your unique space with the trusted support and industry leading carry capacities.







## SHELVING SYSTEMS

To View Our Full Product Offering, Scan QR Code

### Wine Display Shelf Rack

**Size:** 13.50x27.25x5

**Finishes:** Gold, Black, Silver

**Carry Capacity:** 9 Bottles



NEW

### Welded Steel Cube Cabinet

**Size:** 17x12x12

**Finish:** Black (Model A/B)

**Carry Capacity:** 200 lbs



### Classic Floating Shelf

**Sizes:** 24x10 (min) - 40x10 (max)

**Finishes:** Coffee, White, Stainless

**Carry Capacity:** 200 lbs



### Teak Floating Shelf

**Size:** 24x10x2.75

**Finish:** Teak

**Carry Capacity:** 200 lbs



### Elm Live Edge Floating Shelf

**Size:** 24x12x2.25

**Finish:** Elm

**Carry Capacity:** 200 lbs



NEW

### Hickory Live Edge Floating Shelf

**Size:** 24x12x2.25

**Finish:** Hickory

**Carry Capacity:** 200 lbs



NEW

### Maple Live Edge Floating Shelf

**Size:** 24x12x2.25

**Finish:** Maple

**Carry Capacity:** 200 lbs



NEW

### Pine Live Edge Floating Shelf

**Size:** 24x12x2.25

**Finish:** Pine

**Carry Capacity:** 200 lbs



NEW

### Sycamore Live Edge Floating Shelf

**Size:** 24x12x2.25

**Finish:** Sycamore

**Carry Capacity:** 200 lbs



NEW

### Walnut Live Edge Floating Shelf

**Size:** 24x12x2.25

**Finish:** Walnut

**Carry Capacity:** 200 lbs



NEW

### Low Profile Floating Shelf

**Size:** 24x10x2

**Finish:** White

**Carry Capacity:** 50 lbs



### 3 Tier Hanging Shelf w/ Teak

**Size:** 11.5x32x29

**Finish:** Black + Teak

**Carry Capacity:** 200 lbs



Custom Manufacturing Options Available Via **"Short Run Pro"**

(877) 829-9293 | [sales@shortrunpro.com](mailto:sales@shortrunpro.com)



# *Floating Shelf + Mantel Hardware*

## **Hidden, Heavy-Duty, Decorative**



### **Elegant Support Solutions**

Innovative at the forefront, our mantel brackets and corbels are the perfect solution for supporting a mantel over your outdoor or indoor fireplace. Federal Brace mantel brackets easily tie into your stonework or stud walls. Whether you're looking to achieve a minimal or a more decorative look, we have the mantel mounting brackets to exceed your needs.





## FLOATING HARDWARE

To View Our Full Product Offering, Scan QR Code

### Floating Shelf Bracket

**Sizes:** 8x16.75 (min) - 8x34.5 (max)

**Finish:** Black

**Carry Capacity:** 200 lbs



### Support Rod Bracket

**Sizes:** 6x22.5x1.5 (min) - 10x22.5x1.5 (max)

**Finish:** Steel

**Carry Capacity:** 150-250 lbs




NEW

### Hidden Shelf Bracket

**Size:** 8x2x1.65

**Finishes:** Black, Galvanized

**Carry Capacity:** 50 lbs



NEW

### Universal Shelf System

**Size:** 2x12.5x29

**Finish:** Black

**Carry Capacity:** 200 lbs



### Floating Shelf Clamp

**Size:** 2.13x2x2.31

**Finish:** Black

**Carry Capacity:** 30 lbs



### Stud Mounted Shelf Rod

**Sizes:** 8x2x4 (min) - 12x2x4 (max)

**Finish:** Steel

**Carry Capacity:** 100 lbs



### Modern Bracket

**Size:** 8x2.7x3

**Finish:** Black

**Carry Capacity:** 450 lbs



### Floating Mantel Bracket

**Sizes:** 4.5x58 (min) - 6.5x46 (max)

**Finish:** Black

**Carry Capacity:** 200 lbs



NEW

### Blue Ridge

**Size:** 4.75x5.5x6.75

**Finish:** Black + Maple

**Carry Capacity:** 375 lbs



### Appalachian

**Sizes:** 6x5x6 (min) - 8x5x8 (max)

**Finish:** Black

**Carry Capacity:** 375 lbs



### Stud Mantel Rod

**Size:** 8x0.75x4.50

**Finish:** Steel

**Carry Capacity:** 150 lbs



### Floating Mantel Rod

**Size:** 6x1.5x2.5

**Finish:** Steel

**Carry Capacity:** 150 lbs



Custom Manufacturing Options Available Via **"Short Run Pro"**

(877) 829-9293 | [sales@shortrunpro.com](mailto:sales@shortrunpro.com)



# Mantel Kits + Corbels

## Hidden, Heavy-Duty, Decorative



### Porcelain Floating Mantel

**Size:** 60x6x6

**Finishes:** White, Black

**Carry Capacity:** 200 lbs



### Porcelain Floating Mantel

**Size:** 60x6x6

**Finishes:** White, Black

**Carry Capacity:** 200 lbs



## Dependable Innovations To Complete Your Projects

Beautiful products that are economically designed with the quality level you have come to expect from Federal Brace. Mantel Kits and Rib Mount Corbels come equipped with heavy-duty, dependable, USA-Made brackets for a confident installation and long-term stay.





## MANTEL KITS

To View Our Full Product Offering, Scan QR Code

### Floating Fireplace Mantel Kits

**Sizes:** 48x6x6 (min) - 60x6x6 (max)  
**Finishes:** Grey, Arctic, Teak  
**Carry Capacity:** 100 lbs



NEW

### Floating Fireplace Mantel Kits

**Sizes:** 48x6x6 (min) - 60x6x6 (max)  
**Finishes:** Grey, Arctic, Teak  
**Carry Capacity:** 100 lbs



NEW

### Floating Fireplace Mantel Kits

**Size:** 48x6x6 (min) - 60x6x6 (max)  
**Finishes:** Grey, Arctic, Teak  
**Carry Capacity:** 100 lbs



NEW

### Wood Bar Bracket

**Size:** 8x3x12  
**Finish:** Maple  
**Carry Capacity:** 375 lbs



### Brookdale

**Size:** 10x3x12  
**Finish:** Maple  
**Carry Capacity:** 375 lbs



NEW

### Stanley

**Size:** 10x3x12  
**Finish:** Maple  
**Carry Capacity:** 375 lbs



NEW

### Cumberland

**Size:** 12x3x12  
**Finish:** Maple  
**Carry Capacity:** 375 lbs



### Lexington

**Size:** 10x3x10  
**Finish:** Maple  
**Carry Capacity:** 375 lbs



### Corbel Mount System

**Size:** 4x1x2.5  
**Finish:** Galvanized  
**Carry Capacity:** Decorative Only



### Corbel Rib Support

**Sizes:** 6x2x6 (min) - 12x2x12 (max)  
**Finish:** Black  
**Carry Capacity:** 375 lbs



### Mission

**Size:** 6x3x14  
**Finish:** Maple  
**Carry Capacity:** Decorative Only



### Lexington Bar

**Size:** 6.56x3x12.75  
**Finish:** Maple  
**Carry Capacity:** Decorative Only



Custom Manufacturing Options Available Via **"Short Run Pro"**

(877) 829-9293 | [sales@shortrunpro.com](mailto:sales@shortrunpro.com)





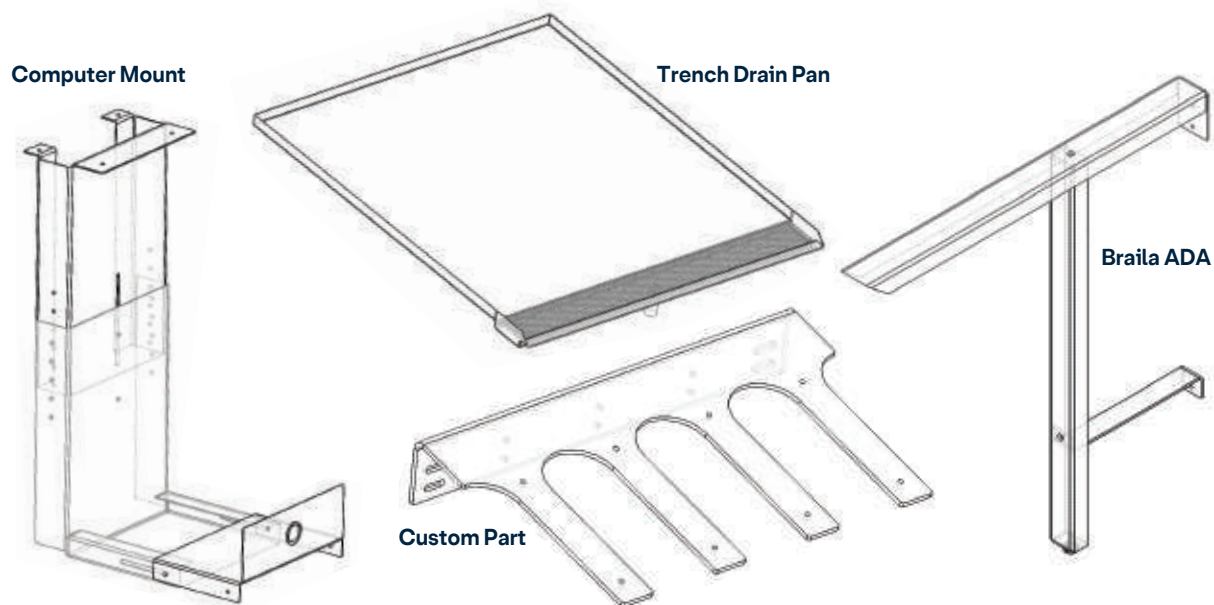


# SHORT RUN P R O



**All Short Run Pro parts are 100% Made in the United States.**

Short Run Pro provides full service capabilities from web-based engineering drawing services and prototype development to after service medium runs and large production requirements. Short Run Pro acts as the parent company for 3 sizable brands in the metal bracket market: Federal Brace, Killarney Metals, and Oe veo.



Short Run Pro (SRP) originated in 2006, and continues to streamline the custom parts procurement process to this day. Through the development of manufacturing processes, SRP gives buyers access to production capabilities so deep that almost any part is possible. This exclusive process reduces design, pricing and purchasing time while providing customers quality parts made to ISO 9001:2008 certification standards

**Federal Brace & Short Run Pro are trusted by some of the largest brands in the world:**



# Who is Mite?



Do You Give?

Known as a “**matchmaker for givers and charities**,” Mite’s mission is to engage givers in worthy charity — they accomplish this by funding projects of trusted non-profits worldwide.

**Short Run Pro & Federal Brace** believes you should know exactly how your donation is used around the world — that’s how you experience the true joy of giving. Mite’s giver guarantee is that 100% of donations go towards projects. 100% of the time.

**Their impact at a glance:**

- Partnered with 30+ different outreach partners across 22+ countries
- Provided over \$1.5m in support of humanitarian projects
- Impacted the lives of 135k+ people

Short Run Pro is a proud partner of Mite, and is a continual donor helping to **Do Good Globally**. Learn more at [mite.org](https://mite.org)

Mite.org • PO Box 1187 Belmont, NC 28012 • 704-709-1255



[www.federalbrace.com](https://www.federalbrace.com) | 14



# FEDERAL

— B R A C E —

*Countertop  
Supports*



*Floating  
Shelves*



*Vanity  
Supports*



*Floating  
Shelf Brackets*



*ADA Compliant  
Brackets*



*Commercial  
Products*



*Bench  
Supports*



*Mantel  
Supports*



## *Heavy-Duty, American-Made Support Products*

710 E Catawba St, Suite A, Belmont, North Carolina, 28012  
**704-755-8003 | [sales@federalbrace.com](mailto:sales@federalbrace.com)**

