





FEDERAL — BRACE —

MADE IN THE USA



HEAVY-DUTY SUPPORT SOLUTIONS



VOLUME 24 PRODUCT CATALOG



Born from **Short Run Pro**, Federal Brace has earned a reputation for having the highest quality brackets and shelving available within the residential and commercial building sectors.

Known for innovation in both product styles and functionality, Federal Brace offers a diverse range of choices, **all proudly constructed and distributed in the USA.**

Federal Brace is excited to continue to thrive and provide quality, American Made solutions across all aspects for both home and commercial applications.



Our Core Values

Essential Integrity | Focused Drive | Liberating Knowledge
Innovative Thinking | Made In The USA 



Featured Products at IWF



The Magnetic Click Corbel *by* Federal Brace

A BRAND NEW FAST AND EFFECTIVE WAY TO INSTALL CORBELS FOR COUNTER OVERHANGS



Click Corbel Features:

- *Magnetic Attachment to L Bracket*
- *Supports 375lbs of Counter Overhang*
- *Multiple Design Styles Available*



Metal Stud Brackets

DESIGNED TO MOUNT DIRECTLY TO METAL STUDS OR THROUGH DRYWALL



The Concealed Storage Floating Shelf

CONFIDENTLY HIDE YOUR VALUABLES WHILE ENHANCING YOUR DECOR



Countertop Supports

Hidden, Low-Profile, Legs, Standoffs



Confident, USA-Made Countertop Supports

Federal Brace countertop support brackets are the ultimate combination of designer style and industry leading countertop support. With our American-made countertop brackets, you'll have peace of mind that your expensive countertop is properly supported. All of our countertop support brackets are designed and tested by our in-house engineering team and manufactured to ISO-certified quality standards.





<p>Freedom Sizes: 8x2x8 (min) - 24x2x24 (max) Finishes: Black, White, Steel Carry Capacity: 375 lbs</p> 	<p>Anteris Leg Size: 6x5x34.50 Finishes: Stainless, Black Carry Capacity: 200 lbs</p> 
<p>Brunswick Sizes: 8x2x8 (min) - 24x2x24 (max) Finishes: Bronze, Stainless, Steel Carry Capacity: 500 lbs</p> 	<p>Liberty Plate Sizes: 8x3x0.25 (min) - 20x3x0.5 (max) Finishes: Black, White, Steel Carry Capacity: 375 lbs</p> 
<p>Arrowwood Sizes: 8x2x8 (min) - 24x2x24 (max) Finishes: Black, Stainless Carry Capacity: 500 lbs</p> 	<p>Harmony Size: 24x1.5x2 (L/R) Finish: Black Carry Capacity: 375 lbs</p> 
<p>Chevron Sizes: 8x2x8 (min) - 18x2x18 (max) Finishes: Stainless, Black, White, Steel Carry Capacity: 500 lbs</p> 	<p>Anthem Corner Size: 24x1.5x2 (L/R) Finish: Black Carry Capacity: 375 lbs</p> 
<p>Versa Sizes: 12x2x12 (min) - 18x2x18 (max) Finish: Black Carry Capacity: 500 lbs</p> 	<p>Foremont Size: 10x2x6 Finishes: Black, Stainless Carry Capacity: 500 lbs</p> 
<p>Braila ADA  Size: 32x2.75x31.62 Finish: Black Carry Capacity: 375 lbs</p> 	<p>Blakeney Size: 4x2x5 Finish: Steel Mist Carry Capacity: 300 lbs</p> 

Custom Manufacturing Options Available Via “Short Run Pro”

(704) 825-1599 | sales@shortrunpro.com



Floating Vanity + Surface Supports **Residential, Commercial, ADA Compliant**


















Quality Levels That Exceed Industry Standards

The Federal Brace Vanity line is designed with your needs in mind. Our craftsmanship and original designs feature corrosion-resistant materials and heavy carrying capacities. Compliance with the Americans with Disabilities Act also can be achieved with several Federal Brace Brackets, as identified with an ADA addition to the product name.





<p>Versa Size: 18x2x18 Finish: Black Carry Capacity: 500 lbs</p> 	<p>Titus Size: 18x2x10 (L/R) Finish: Galvanized Carry Capacity: 100 lbs</p> 
<p>Atlas ADA  Size: 25x6x37.50 Finish: Raw Steel Carry Capacity: 1,500 lbs</p> 	<p>ADA Universal  Size: 20x1.65x20 Finish: Black Carry Capacity: 500 lbs</p> 
<p>Carolina Sizes: 10x2x10 (min) - 24x2x24 (max) Finish: Black Carry Capacity: 500 lbs</p> 	<p>Olympus ADA  Size: 22.5x6x33 Finish: Raw Steel Carry Capacity: 500 lbs</p> 
<p>Braila ADA Vanity Size: 2x16x9 Finishes: Black, Silver Carry Capacity: 500 lbs</p> 	<p>Hammam Sizes: 20x0.75x24 (min) - 20x0.75x48 (max) Finish: Black Carry Capacity: 200 lbs</p> 
<p>Maidan Size: 18x22x7 Finish: Black Carry Capacity: 200 lbs</p> 	<p>Workstation Size: 18x2x10 Finish: Black Carry Capacity: 500 lbs</p> 
<p>Sutherland Size: 18x2x18 Finish: Black Carry Capacity: 500 lbs</p> 	<p>Savona Commercial Size: 2x16x9 Finishes: Black, Silver Carry Capacity: 500 lbs</p> 

Custom Manufacturing Options Available Via **“Short Run Pro”**
(877) 829-9293 | sales@shortrunpro.com



Floating Shelves + Racks

Systems, Innovations, Live Edge



NEW

Porcelain Floating Shelf

Size: 24x10x2.75
Finishes: White, Black
Carry Capacity: 200 lbs



Porcelain Floating Shelf

Size: 24x10x2.75
Finishes: White, Black
Carry Capacity: 200 lbs















Engineered to Work with Confidence

Our curated collection of shelving solutions help achieve the cohesive and polished look you desire. Transform rooms with thoughtfully designed shelving components finished in the highest quality you've come to expect from Federal Brace. These timeless, authentic shelving solutions have limitless application options for your unique space with the trusted support and industry leading carry capacities.





<p>Wine Display Shelf Rack Size: 13.50x27.25x5 Finishes: Gold, Black, Silver Carry Capacity: 9 Bottles</p>  <p>NEW</p>	<p>Welded Steel Cube Cabinet Size: 17x12x12 Finish: Black (Model A/B) Carry Capacity: 200 lbs</p> 
<p>Classic Floating Shelf Sizes: 24x10 (min) - 40x10 (max) Finishes: Coffee, White, Stainless Carry Capacity: 200 lbs</p> 	<p>Teak Floating Shelf Size: 24x10x2.75 Finish: Teak Carry Capacity: 200 lbs</p> 
<p>Elm Live Edge Floating Shelf Size: 24x12x2.25 Finish: Elm Carry Capacity: 200 lbs</p>  <p>NEW</p>	<p>Hickory Live Edge Floating Shelf Size: 24x12x2.25 Finish: Hickory Carry Capacity: 200 lbs</p>  <p>NEW</p>
<p>Maple Live Edge Floating Shelf Size: 24x12x2.25 Finish: Maple Carry Capacity: 200 lbs</p>  <p>NEW</p>	<p>Pine Live Edge Floating Shelf Size: 24x12x2.25 Finish: Pine Carry Capacity: 200 lbs</p>  <p>NEW</p>
<p>Sycamore Live Edge Floating Shelf Size: 24x12x2.25 Finish: Sycamore Carry Capacity: 200 lbs</p>  <p>NEW</p>	<p>Walnut Live Edge Floating Shelf Size: 24x12x2.25 Finish: Walnut Carry Capacity: 200 lbs</p>  <p>NEW</p>
<p>Low Profile Floating Shelf Size: 24x10x2 Finish: White Carry Capacity: 50 lbs</p> 	<p>3 Tier Hanging Shelf w/ Teak Size: 11.5x32x29 Finish: Black + Teak Carry Capacity: 200 lbs</p> 

Custom Manufacturing Options Available Via **“Short Run Pro”**

(877) 829-9293 | sales@shortrunpro.com



Floating Shelf + Mantel Hardware

Hidden, Heavy-Duty, Decorative



Accent Floating Shelf Bracket

Size: 6x27.5x5
Finishes: Black
Carry Capacity: 150 lbs















Elegant Support Solutions

Innovative at the forefront, our mantel brackets and corbels are the perfect solution for supporting a mantel over your outdoor or indoor fireplace. Federal Brace mantel brackets easily tie into your stonework or stud walls. Whether you're looking to achieve a minimal or a more decorative look, we have the mantel mounting brackets to exceed your needs.





<p>Floating Shelf Bracket Sizes: 8x16.75 (min) - 8x34.5 (max) Finish: Black Carry Capacity: 200 lbs</p> 	<p>Support Rod Bracket NEW Sizes: 6x22.5x1.5 (min) - 10x22.5x1.5 (max) Finish: Steel Carry Capacity: 150-250 lbs</p> 
<p>Hidden Shelf Bracket NEW Size: 8x2x1.65 Finishes: Black, Galvanized Carry Capacity: 50 lbs</p> 	<p>Universal Shelf System Size: 2x12.5x29 Finish: Black Carry Capacity: 200 lbs</p> 
<p>Floating Shelf Clamp Size: 2.13x2x2.31 Finish: Black Carry Capacity: 30 lbs</p> 	<p>Stud Mounted Shelf Rod Sizes: 8x2x4 (min) - 12x2x4 (max) Finish: Steel Carry Capacity: 100 lbs</p> 
<p>Modern Bracket Size: 8x2.7x3 Finish: Black Carry Capacity: 450 lbs</p> 	<p>Floating Mantel Bracket NEW Sizes: 4.5x58 (min) - 6.5x46 (max) Finish: Black Carry Capacity: 200 lbs</p> 
<p>Blue Ridge Size: 4.75x5.5x6.75 Finish: Black + Maple Carry Capacity: 375 lbs</p> 	<p>Appalachian Sizes: 6x5x6 (min) - 8x5x8 (max) Finish: Black Carry Capacity: 375 lbs</p> 
<p>Stud Mantel Rod Size: 8x0.75x4.50 Finish: Steel Carry Capacity: 150 lbs</p> 	<p>Floating Mantel Rod Size: 6x1.5x2.5 Finish: Steel Carry Capacity: 150 lbs</p> 

Custom Manufacturing Options Available Via **“Short Run Pro”**

(877) 829-9293 | sales@shortrunpro.com



Mantel Kits + Corbels

Hidden, Heavy-Duty, Decorative



NEW

Porcelain Floating Mantel

Size: 60x6x6

Finishes: White Marble, Black Marble

Carry Capacity: 100 lbs



Porcelain Floating Mantel

Size: 60x6x6

Finishes: White Marble, Black Marble

Carry Capacity: 100 lbs















Dependable Innovations To Complete Your Projects

Beautiful products that are economically designed with the quality level you have come to expect from Federal Brace. Mantel Kits and Rib Mount Corbels come equipped with heavy-duty, dependable, USA-Made brackets for a confident installation and long-term stay.





<p>Floating Fireplace Mantel Kits Sizes: 48x6x6 (min) - 60x6x6 (max) Finishes: Grey, Arctic, Teak Carry Capacity: 100 lbs</p>  <p>NEW</p>	<p>Floating Fireplace Mantel Kits Sizes: 48x6x6 (min) - 60x6x6 (max) Finishes: Grey, Arctic, Teak Carry Capacity: 100 lbs</p>  <p>NEW</p>
<p>Floating Fireplace Mantel Kits Size: 48x6x6 (min) - 60x6x6 (max) Finishes: Grey, Arctic, Teak Carry Capacity: 100 lbs</p>  <p>NEW</p>	<p>Wood Bar Bracket Size: 8x3x12 Finish: Maple Carry Capacity: 375 lbs</p> 
<p>Brookdale Size: 10x3x12 Finish: Maple Carry Capacity: 375 lbs</p>  <p>NEW</p>	<p>Stanley Size: 10x3x12 Finish: Maple Carry Capacity: 375 lbs</p>  <p>NEW</p>
<p>Cumberland Size: 12x3x12 Finish: Maple Carry Capacity: 375 lbs</p> 	<p>Lexington Size: 10x3x10 Finish: Maple Carry Capacity: 375 lbs</p> 
<p>Corbel Mount System Size: 4x1x2.5 Finish: Galvanized Carry Capacity: Decorative Only</p> 	<p>Corbel Rib Support Sizes: 6x2x6 (min) - 12x2x12 (max) Finish: Black Carry Capacity: 375 lbs</p>  <p>House TOP 100 BEST NEW HOME PRODUCTS - 2017</p>
<p>Mission Size: 6x3x14 Finish: Maple Carry Capacity: Decorative Only</p> 	<p>Lexington Bar Size: 6.56x3x12.75 Finish: Maple Carry Capacity: Decorative Only</p> 

Custom Manufacturing Options Available Via **“Short Run Pro”**

(877) 829-9293 | sales@shortrunpro.com



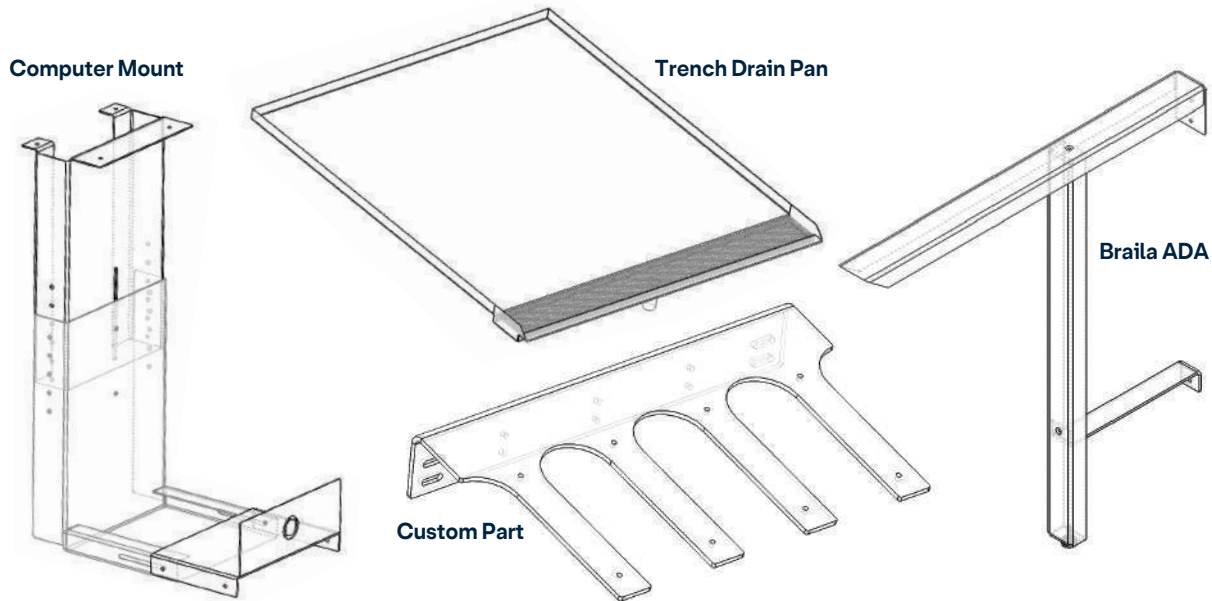


SHORT RUN P R O



All Short Run Pro parts are 100% Made in the United States.

Short Run Pro provides full service capabilities from web-based engineering drawing services and prototype development to after service medium runs and large production requirements. Short Run Pro acts as the parent company for 3 sizable brands in the metal bracket market: Federal Brace, Killarney Metals, and Oe veo.



Short Run Pro (SRP) originated in 2006, and continues to streamline the custom parts procurement process to this day. Through the development of manufacturing processes, SRP gives buyers access to production capabilities so deep that almost any part is possible. This exclusive process reduces design, pricing and purchasing time while providing customers quality parts made to ISO 9001:2008 certification standards

Federal Brace & Short Run Pro are trusted by some of the largest brands in the world:



Who is Mite?



Do You Give?

Known as a “**matchmaker for givers and charities**,” Mite’s mission is to engage givers in worthy charity — they accomplish this by funding projects of trusted non-profits worldwide.

Short Run Pro & Federal Brace believes you should know exactly how your donation is used around the world — that’s how you experience the true joy of giving. Mite’s giver guarantee is that 100% of donations go towards projects. 100% of the time.

Their impact at a glance:

- Partnered with 30+ different outreach partners across 22+ countries
- Provided over \$1.5m in support of humanitarian projects
- Impacted the lives of 135k+ people

Short Run Pro is a proud partner of Mite, and is a continual donor helping to Do Good Globally. Learn more at mite.org





FEDERAL BRACE

Countertop
Supports



Floating
Shelves



Vanity
Supports



Floating
Shelf Brackets



ADA Compliant
Brackets



Commercial
Products



Bench
Supports



Mantel
Supports



Heavy-Duty, American-Made Support Products

710 E Catawba St, Suite A, Belmont, North Carolina, 28012
704-755-8003 | sales@federalbrace.com

